



DISPLAY

- Large, 6-digit, 14 mm high LED display
- Up/down counter with prescaler
- 2 presets, one programmable as trailing preset
- Easy direct selection by 2 function keys
- 2 relay outputs with change-over contacts
- Keypad can be secured against unauthorized access
- npn/pnp-programming of inputs
- RS 232 / RS 485 interface optional

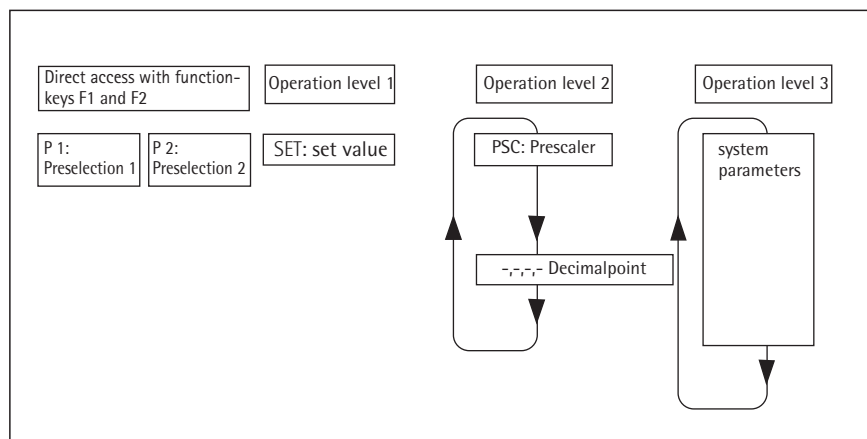
6-digit LED display with 14 mm high figures, easy to read, decimal point can be programmed.



Section A Shows the actual counting position when in counting mode, and the changeable parameters when in programming mode.

Section B: LED indicators showing the active output signal, and in programming mode indicating the changeable parameter.

PROGRAMMING



Programming of signo 723.1 is divided into 3 operation levels and direct access.

Direct access: Preselection 1 and 2 can be directly selected by the function keys F1 and F2

Operation level 1: Includes the set value

Operation level 2: Includes machine parameters and application specific parameters.

Operation level 3: Includes system parameters like operation modes and count modes, which normally are programmed during start-up procedure.

Unauthorized programming of the signo 723.1 is prevented by a control input, which can lock the operation levels as well as the operation keys.

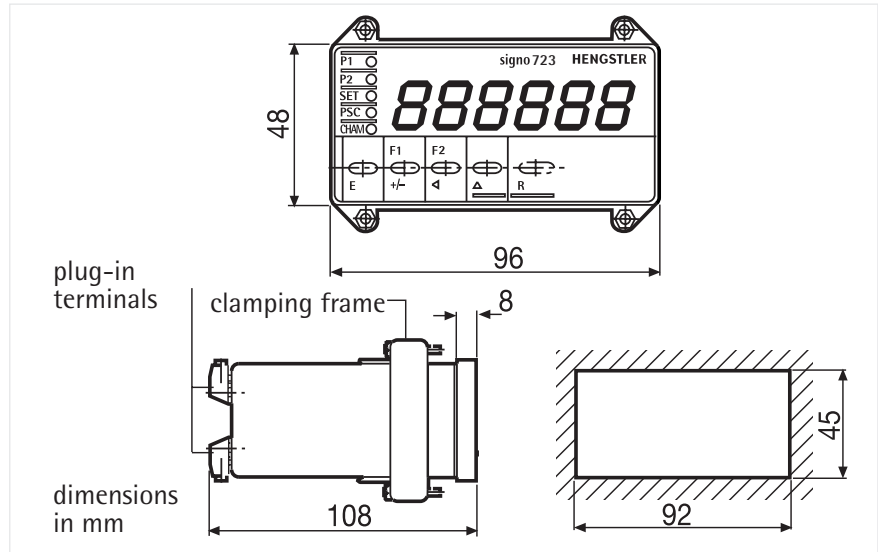
signo 723.1

TECHNICAL DATA

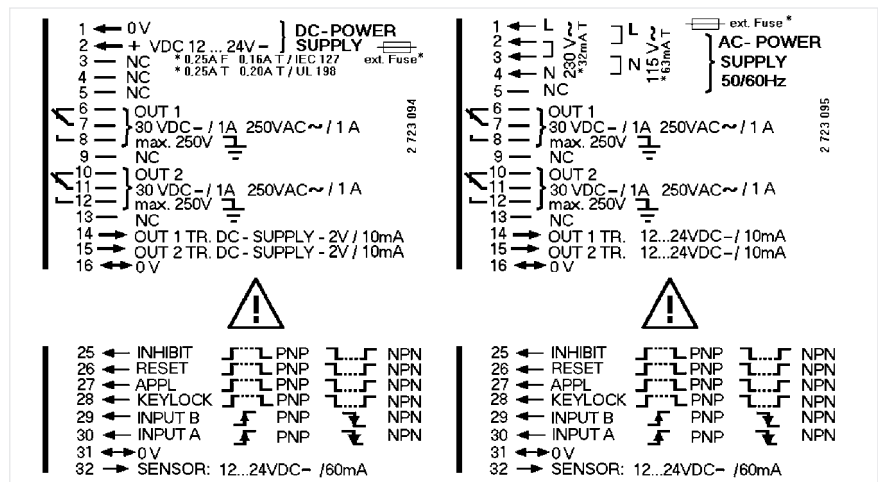
Technical data

Display	LED, 6 digits, suppression of leading zeros, programmable decimal point, minus sign
Digit Height	14 mm
Power Supply Voltage V_{op}	12 ... 24 VDC or 115/230 VAC depending on version
Current Consumption	12 ... 24 VDC < 250 mA, 115/230 VAC < 60 mA
Sensor Supply	AC-operation: 12 ... 24 VDC, DC-operation: $V_{op} - 2 V$, $I_{max.} = 60 mA$
Data Retention	non-volatile memory > 10 years
Operating Temperature	0 ... 50 °C
Storage Temperature	-20 ... +70 °C
Electrical Connection	plug-in terminals
Mounting	with clamping frame
Protection Class (IEC 144)	front side IP 54, terminals IP 20
Noise Immunity EMC	severity 3 according to IEC 801, part 2 + part 4
Vibrostability	10 m/s ² (10... 150 Hz) according to IEC 68-part 2-6
Shock Stability	100 m/s ² (18 ms) according to IEC 68-part 2-27
General Rating	according to VDE 0411, DIN 57411, protection class II
Inputs:	
Switching Level	<2 V and >8 V, max. 40 VDC
Active Edge	positive when pnp or negative when npn, can be switched over
Pulse Shape	any (square 1:1 at max. frequency)
Input Resistance	approx. 5 k Ω (static)
Count Input	
	with prescaler programmable 0.0005 ... 99.9999
	- as phase discriminator input with single, double or quadruple evaluation
	- as differential input
	- as up/down input
Pulse Duration	12.5 μ s (40 kHz), 17 ms (30 Hz)
Count Frequency max.	40 kHz or 30 Hz
Control Input:	
Reset	- manual by reset key - external by reset input, static or dynamic, programmable pulse duration min. 3 ms (attenuated min. 17 ms) - automatic when reaching preset 2
Gate	static, pulse duration > 12 μ s / >17 ms
Hold	static, pulse duration > 3 ms
Keylock	static, pulse duration >3 ms
Outputs:	
Relay	Out 1 and Out 2
Contact Type	changeover relay
Switching Voltage	max. 250 VAC / 30 VDC, min. 5 VAC/DC
Switching Current	max. 1A, min. 10 mA
Transistor	Out 1 and Out 2, PNP, 10 mA

DIMENSIONS



CONNECTION DIAGRAM



ORDER INFORMATION

Version	Supply Voltage	Ordering code
without interface	12 ... 24 VDC	0 723 101
	115/230 VAC	0 723 102

This counter is available with several interfaces. See next pages.